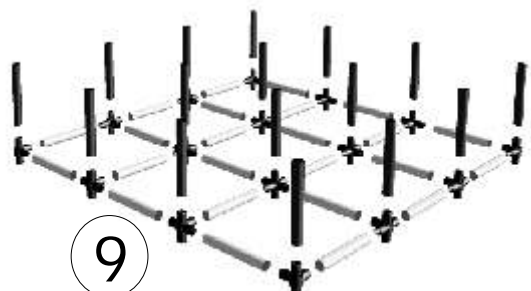








# PHUNZONE

## MULTIPLE TUBE ASSEMBLY

The secret of efficient horizontal tube assembly is:

1. Connect tubes/connectors to make the first single "line" (Start with one side)
2. Attach a row of single horizontal tubes
3. Connect tubes/connectors to make the second single "line" - add on
4. Attach a row of single tubes
5. Connect tubes/connectors to make the third single "line" - add on
6. Attach a row of single tubes
8. Continue until level is finished
9. Add vertical tubes



Add vertical tubes

Copyright 2004 - 2010 PhunZone

136 Walker Street, Atlanta GA 30313  
TEL: 404-521-9054 ORDER 800-477-6434 FAX: 404-222-8366  
www.phunzone.com info@phunzone.com